

Building business tools for the
scholarly publishing domain
using LOD and the ELK stack

SEMANTICS
Vienna 2018

Markus Kaindl

*Senior Manager Semantic Data
Business Owner SN SciGraph*

SPRINGER NATURE

Agenda (25 Min Talk + 5 Min Q&A)

Background

- SN SciGraph: Linked Open Data Motivation
- AAA: Architecture, App stack, Achievements

ELK for Business

- Internal Business Drivers
- Challenges with Triple Stores
- Analytics Dashboard Examples

Current Work

- Known issues are addressed
- SN Insights & ELK supports QA

Background

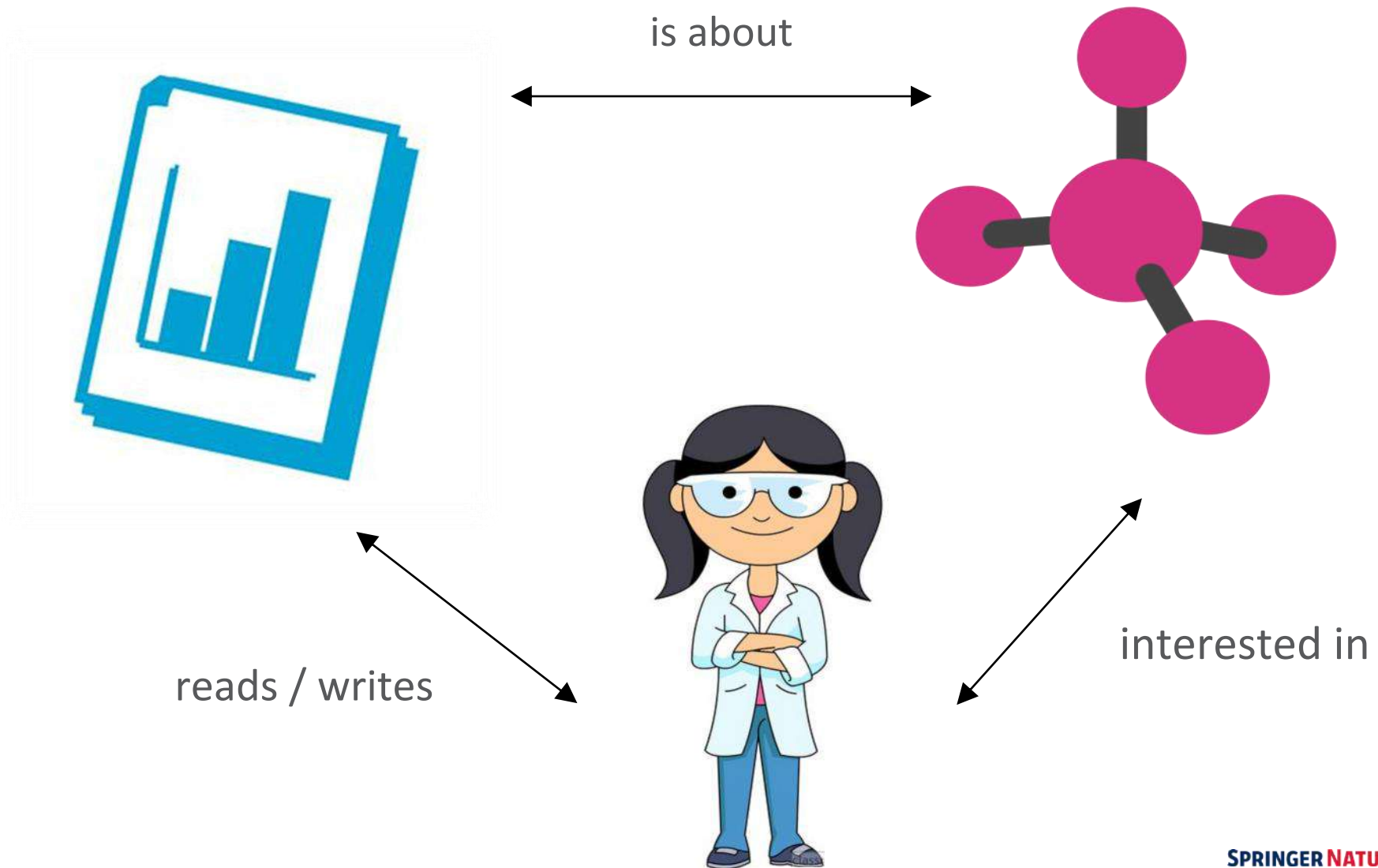
SN SciGraph: Linked Open Data Motivation




A world-leading
research, educational
and professional
publisher

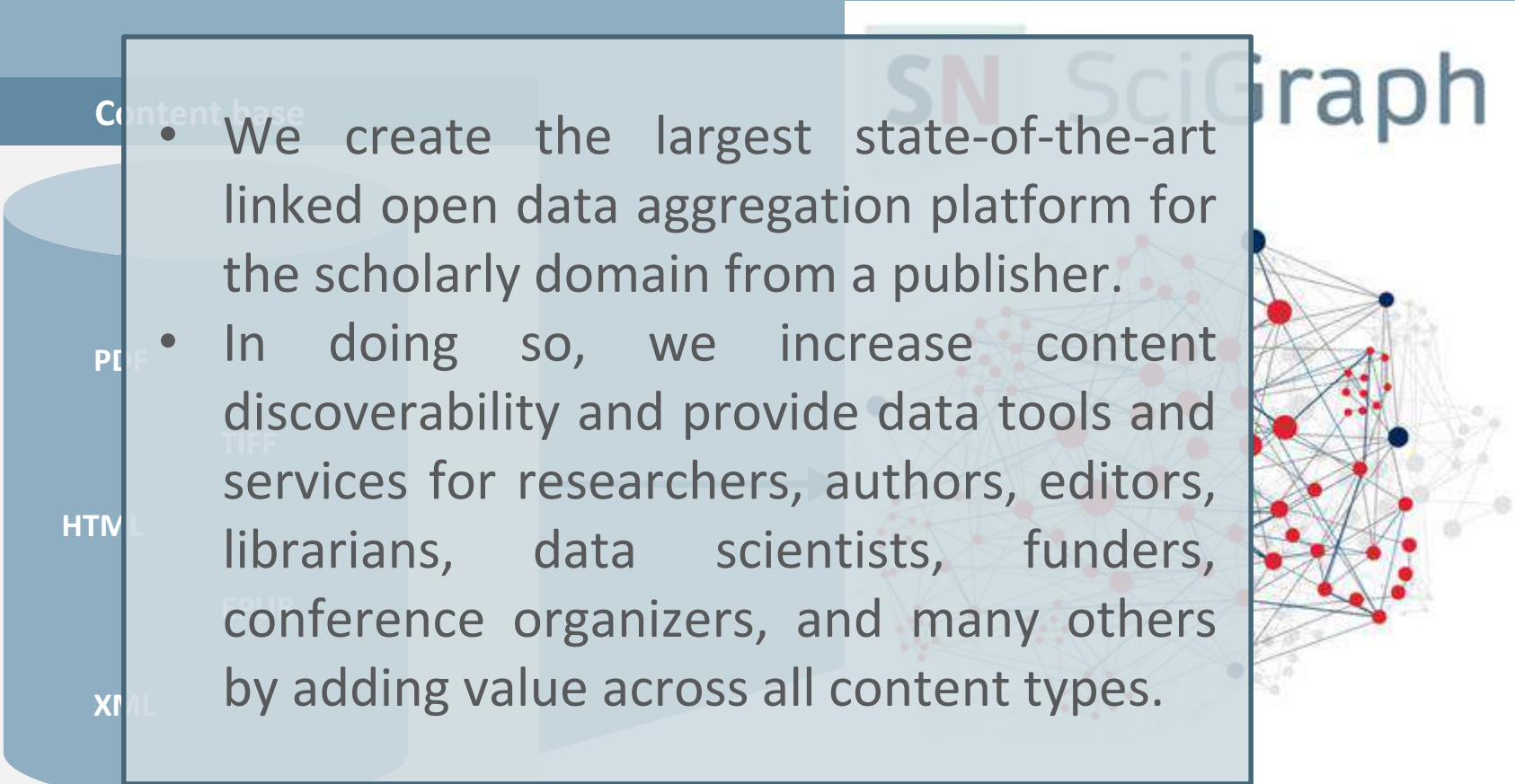
Formed in **May 2015** through the **merger** of Nature Publishing Group,
Palgrave Macmillan, Macmillan Education and Springer Science+Business Media

Three Areas Of Knowledge We Focus On





Vision: From Content to Data

- 
- We create the largest state-of-the-art linked open data aggregation platform for the scholarly domain from a publisher.
 - In doing so, we increase content discoverability and provide data tools and services for researchers, authors, editors, librarians, data scientists, funders, conference organizers, and many others by adding value across all content types.

We publish content

We manage knowledge

Stanford Libraries awarded \$4 Million grant to implement linked data metadata environment

Stanford, CA—A proposal to dramatically shift how libraries create metadata and greatly improve how users discover library holdings has been accepted and awarded to Stanford Libraries by The Andrew W. Mellon Foundation. In partnership with the libraries of Cornell, Harvard and the University of Iowa, Stanford will lead the effort to integrate library data into the Web, in a semantic way, so it can be discovered intelligently in Web searches as well as in a library's catalogue.



This is a **major development** in the area of [LOD and libraries](#). Up until now a vast number of libraries have [adopted Linked Open Data](#) but mainly as part of some kind of data publishing effort – in other words, although their catalogue (or part of) was transformed and made available as LOD, internally they would still rely on traditional data standards like MARC (Machine-Readable Cataloging).

This is now starting to change. There is a **more shared understanding of the opportunities** opened by using Linked Open Data throughout the information management lifecycle.

In **Europe**, a similar project was recently [announced by the National Library of Sweden](#) (KB), which has deployed a new version of the Swedish Union Catalogue, [Libris](#), fully based on Bibframe 2.0 and Linked Open Data.

SN SciGraph: Benefits & Applications



Linked Open Data Publishing

- **Researchers** can analyze / build upon our data
- Contributing to Open Research

Content Discoverability

- SN SciGraph Data Explorer
- APIs for better **end user** applications

Business Intelligence and Analytics

- Dashboards for understanding the research landscape
- **Editors, Sales, Marketing** etc.

AAA: Architecture, App stack, Achievements

ETL Architecture: main features

Tech stack

- > Airflow framework (Airbnb)
- > Amazon S3 to make backups
- > GraphDB triplestore (staging and presentation)
- > Elastic search and APIs

Components & Principles

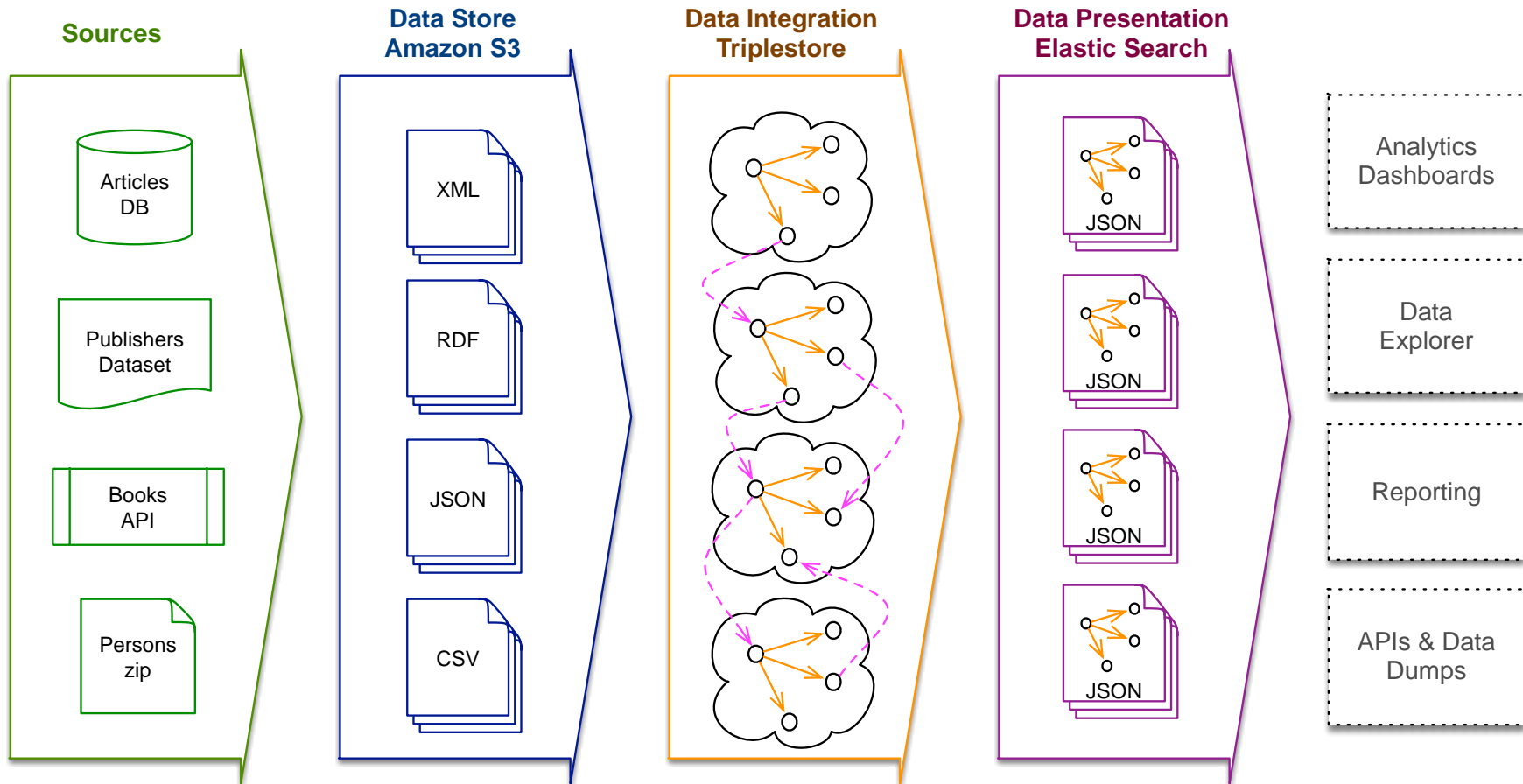
- > Graph must be **'ephemeral'**
- > Data sources versioning algorithm
- > Identity Persistence service
- > Validation via SHACL (TopBraid API)



Airflow



ETL Architecture: data flow

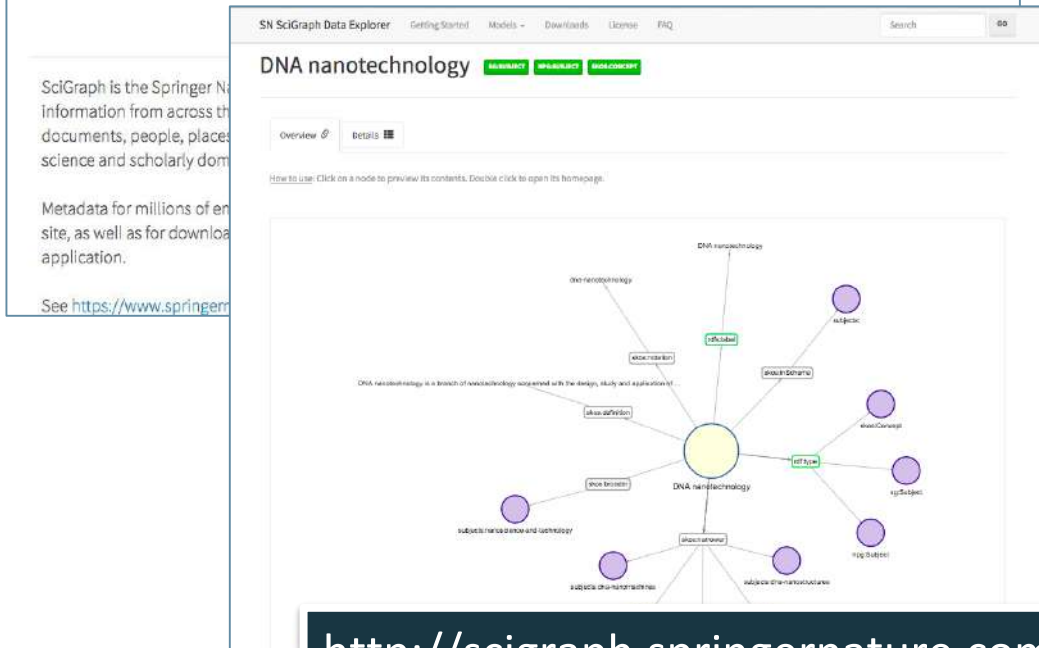
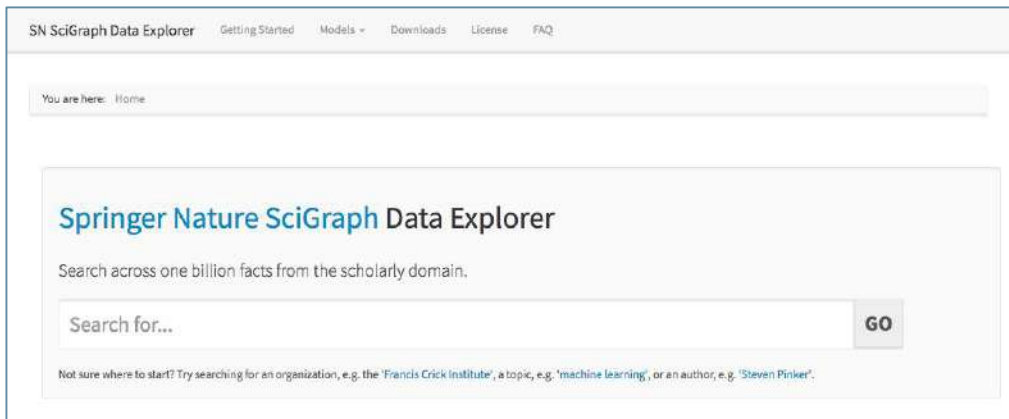


* Versioning service (md5 checksum, timestamps, origin version, etc...)

* Extraction
* Validation (SHACL)
* Identity Resolution
* Inference (OWL)

* Application views
* Search trees (JSON)
* Denormalisation
* Performance

Linked Open Data Publishing So Far



<http://scigraph.springernature.com>

Nov 2017 Release:

- 1 billion facts / 200 gb download size
- Licensing: CC0, CC-BY-NC & CC-BY

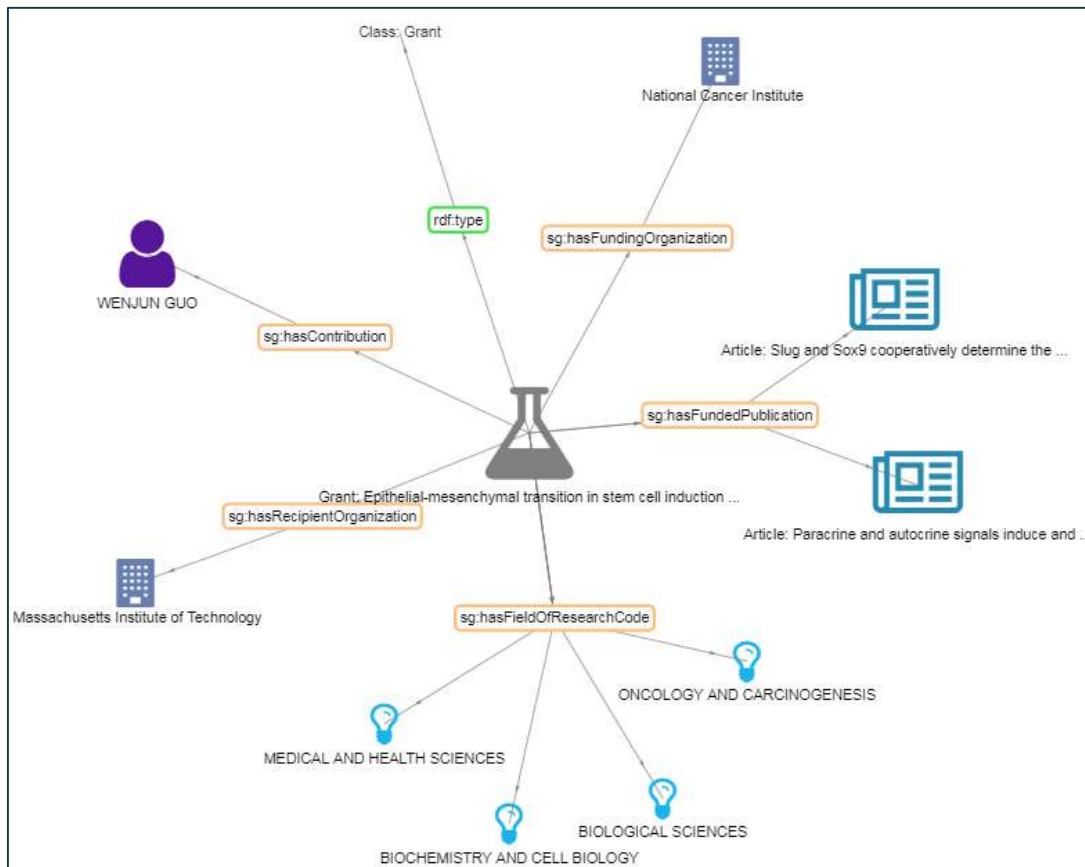
Metadata about:

- Journals & Articles (8M) + Abstracts
- Books & Chapters (4M)
- Grants (200k)
- Subjects, Research Organizations, Conferences, Ontologies (100k)
- Links to other datasets (20M): Crossref, GRID, MESH, DBpedia, Wikidata

Linked Open Data Explorer

Cell division

Cell division is the process by which a parental cell gives rise to two daughter cells. The process involves both nuclear division and cytokinesis and can either produce two equal cells (symmetric cell division) or two cells with different cellular fates (asymmetric cell division).



Related objects

FUNDER

- National Cancer Institute

RECIPIENT

- Massachusetts Institute of Technology

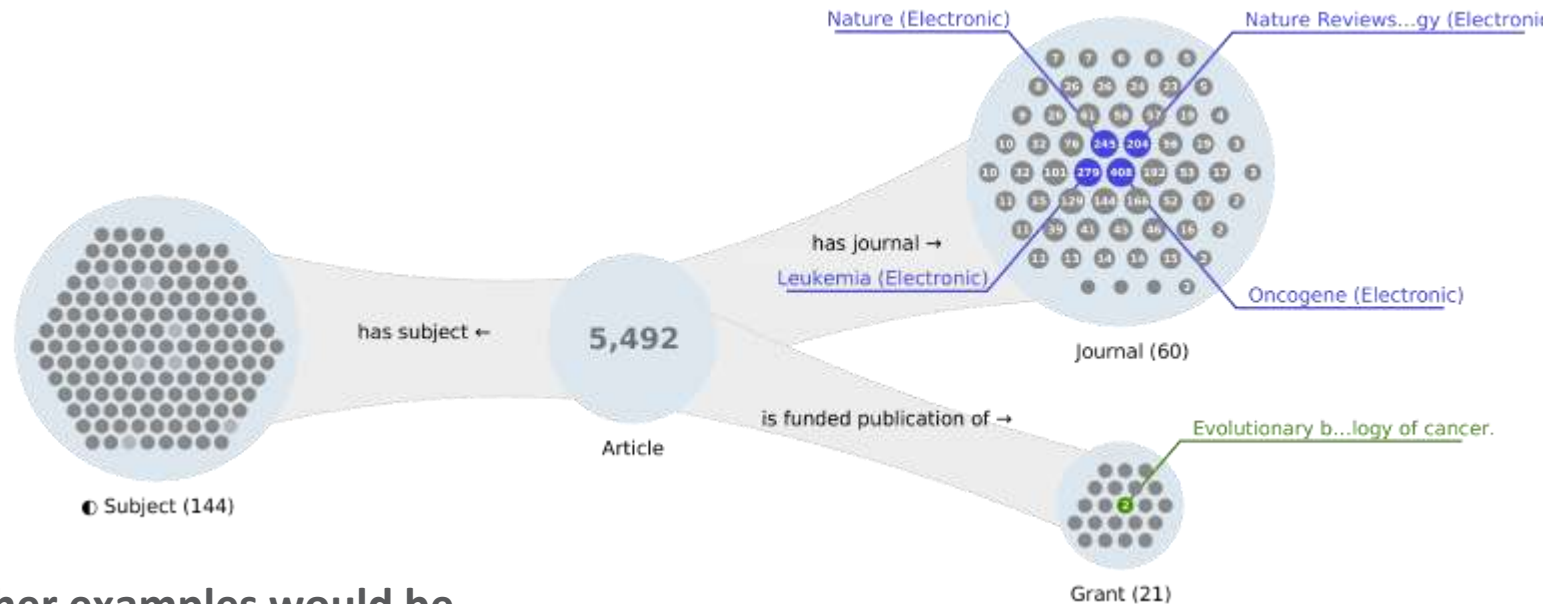
FIELD OF RESEARCH CODES

- Biological Sciences
- Biochemistry And Cell Biology
- Medical And Health Sciences
- Oncology And Carcinogenesis



Examples of users already working with SN SciGraph data

- [SemSpect](#): Uncovering the Hidden in Springer Nature's SciGraph
 - The essential problem is to get an idea of the queries that deliver real insight.
 - [This video](#) shows a sample exploration of SN SciGraph data with SemSpect.



- Other examples would be
 - ResearchGraph (Australia)
 - PubChem (USA)

Linked Open Data Put To Use By The Open University, UK

Geographical trends in research: a preliminary analysis on authors' affiliations

Andrea Mannocci, Francesco Osborne, Enrico Motta

Knowledge Media Institute, The Open University, Milton Keynes, UK
name.surname@open.ac.uk

Abstract. In the last decade, research literature reached an enormous volume with an unprecedented current annual increase of 1.5 million new publications. As research gets ever more global and new countries and institutions, either from academia or corporate environment, start to contribute with their share, it is important to monitor this complex scenario and understand its dynamics.

We present a study on a conference proceedings dataset extracted from Springer Nature Scigraph that illustrates insightful geographical trends and highlights the unbalanced growth of competitive research institutions worldwide. Results emerged from our micro and macro analysis show that the distributions among countries of institutions and papers follow a power law, and thus very few countries keep producing most of the papers accepted by high-tier conferences. In addition, we found that the annual and overall turnover rate of the top 5, 10 and 25 countries is extremely low, suggesting a very static landscape in which new entries struggle to emerge. Finally, we highlight the presence of an increasing gap between the number of institutions initiating and overseeing research endeavours (i.e. first and last authors' affiliations) and the total number of institutions participating in research. As a consequence of our analysis, the paper also discusses our experience in working with affiliations: an utterly simple matter at first glance, that is instead revealed to be a complex research and technical challenge yet far from being solved.

Keywords: Scholarly knowledge, affiliations, conferences, scientometrics, research, scigraph.

Best paper award at WWW 2018

Focus on conference proceedings data in SN SciGraph from 1996 to 2017

Findings :

- “few countries keep producing most of the papers accepted by high-tier conferences.
- “turnover rate [...] is extremely low [...] new entries struggle to emerge.
- “increasing gap between the number of institutions initiating and overseeing research [...] and the total number of institutions participating in research”

DBpedia Subjects Browser

Subject:

C-peptide

The connecting peptide, or C-peptide, is a short 31-amino-acid polypeptide that connects insulin's A-chain to its B-chain in the proinsulin molecule. In the insulin synthesis pathway, first proinsulin is translocated into the endoplasmic reticulum of beta cells of the pancreas with an A-chain, a C-peptide, a B-chain, and a signal sequence. The signal sequence is cleaved from the N-terminus of the peptide by a signal peptidase, leaving proinsulin. After proinsulin is packaged into vesicles in the Golgi apparatus (beta-granules), the C-peptide is removed, leaving the A-chain B-chain, bound together by disulfide bonds, that constitute the insulin molecule.

[View on DBpedia](#)

[View on Wikipedia](#)

Co-occurring subjects:

Subjects:

C-peptide

+

Diabetes mellitus [remove](#)

+

Insulin [remove](#)

[Reset](#)

SN SciGraph articles tagged with this subject: **20**

Note: open an article panel to load its metadata from SNSciGraph [\(open all\)](#)

1. <http://scigraph.springernature.com/things/articles/00e95d9c5e0ec61454b2482f0a1fd1fbf7>

Title [Effect of paricalcitol on pancreatic oxidative stress, inflammatory markers, and glycemic status in diabetic rats](#) [View SN SciGraph record](#)

DOI [10.1007/s11845-017-1635-7](https://doi.org/10.1007/s11845-017-1635-7) [View publication](#)

Abstract Objectives This study is designed to explore the effect of paricalcitol (vitamin D receptor agonist) on pancreatic oxidative stress, inflammatory markers, and adiponectin and glycemic status in diabetic rats. Materials and methods Forty Sprague-Dawley male rats aged 10–12 weeks (150–250 g) were used in this study. Type 2 diabetes was developed by providing 4 weeks of high-fat diet feeding before one shot of streptozotocin injection (40 mg/kg i.p.). Four study groups were designed as normal control rats, diabetic control vehicle-treated, diabetic paricalcitol-treated (0.8 µg/kg), and diabetic glibenclamide-treated (0.6 mg/kg) groups with 10 animals in each. After treatment of diabetic rats for 3 months, pancreatic inflammatory and oxidative stress markers, plasma adiponectin, glycemic status parameters, and histopathological pancreatic islet changes were evaluated. Results Paricalcitol and glibenclamide treatment significantly ($P < 0.05$) decreased plasma glucose, insulin resistance, and pancreatic malondialdehyde and tumor necrosis factor- α levels. Moreover, they significantly ($P < 0.05$) increased plasma fasting insulin, C-peptide, adiponectin, pancreatic IL-2, catalase, superoxide dismutase, glutathione peroxidase, and reduced glutathione when contrasted with diabetic control rats. Furthermore, they prevented extensive histopathological damage in the pancreas of diabetic rats. Conclusions Paricalcitol reduced pancreatic oxidative stress and inflammatory markers, and improved glycemic status in diabetic rats.

DBpedia subjects: [Adiponectin](#) [Agonist](#) [Blood plasma](#) [C-peptide](#) [Calcitriol receptor](#) [Diabetes mellitus type 2](#) [Glucose](#) [Histopathology](#) [Insulin](#) [Intestine](#) [Laboratory rat](#) [Malondialdehyde](#) [Oxidative stress](#) [Pancreas](#) [Superoxide dismutase](#) [Tumor necrosis factor-alpha](#)

SN SciGraph articles tagged with these subjects: **4**

Note: open an article panel to load its metadata from SNSciGraph [\(open all\)](#)

1. <http://scigraph.springernature.com/things/articles/1d7c447404635f1f57ad9472a322dd13>

2. <http://scigraph.springernature.com/things/articles/1da6f03dd75ebc2f6ca43819ef1d43302>

3. <http://scigraph.springernature.com/things/articles/927f4b1caf113107171428d91fa28793>

4. <http://scigraph.springernature.com/things/articles/95b2b571be6f2c28ba27e9c47e00ce42>

What is this?

The prototype allows to search a collection of 2017 SN journal articles which have been semantically enriched using DBpedia subjects.

Purpose and Code:

The purpose of this prototype is to evaluate the quality of the subjects and generate more ideas for future applications.

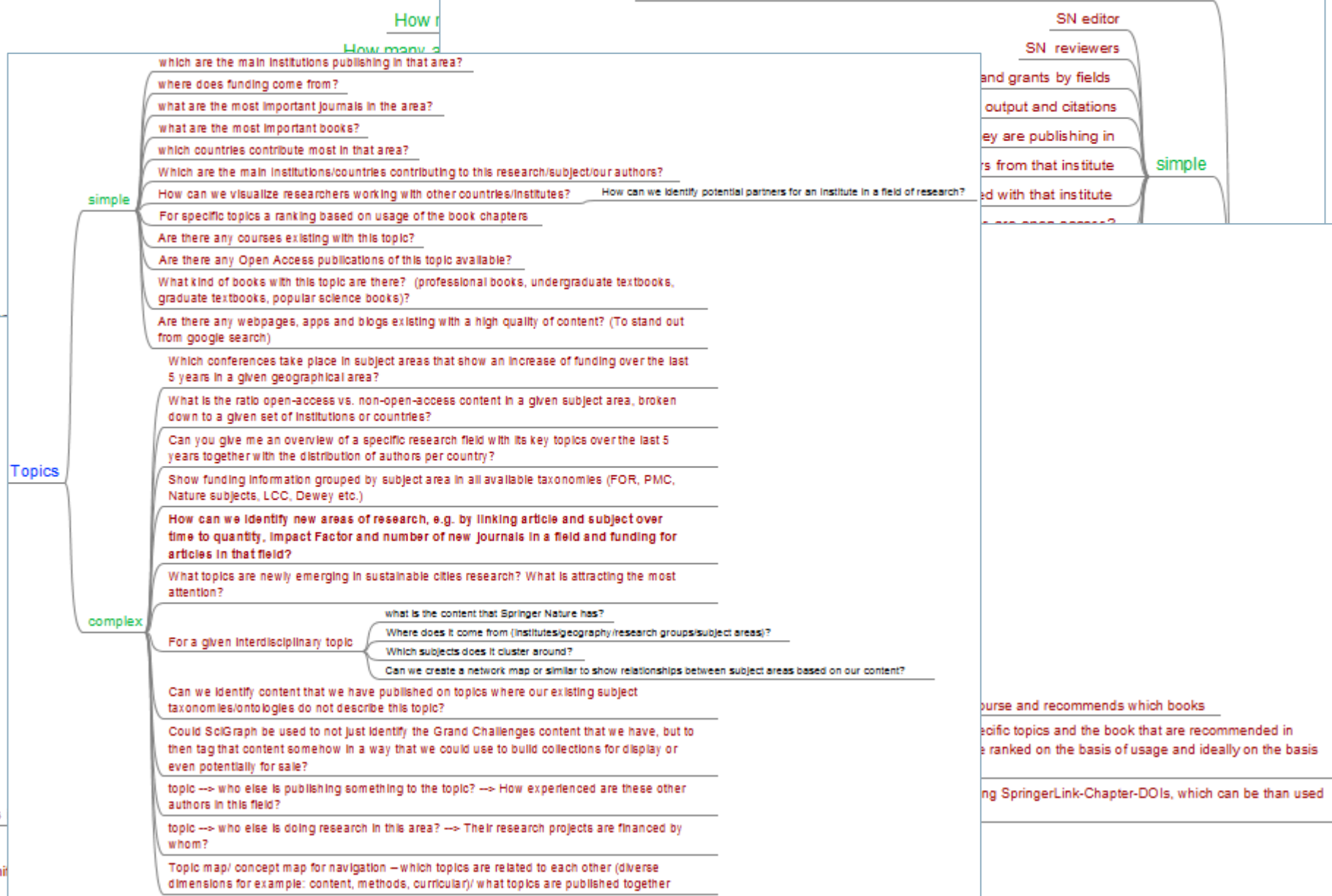
For more info, see the project source code on GitHub

ELK for Business

Internal Business Drivers

User	Use case examples
Sales	<ul style="list-style-type: none"> • Understanding how institutes use SN content to help drive new deals • Show that SN content leads to commercial applications (patents and grants)
Marketing	<ul style="list-style-type: none"> • Identifying researchers for better profiling, to support marketing efforts • Understanding how SN content is used at every point of the research process, to demonstrate the value of being part of the SN world
Editorial	<ul style="list-style-type: none"> • Identify potential reviewers for both journals and books • Check the performance of a published title to commission another edition of the same book or commission a different book from the same author • Assessing the quality of competing journals and book series, in particular by enabling access to key journal and book metrics
Publishing	<ul style="list-style-type: none"> • Understand the growth of a given field, or the distribution of sub-fields, to determine new growth strategies and portfolio management • A tool to ensure that all publications are properly indexed in 3rd party databases

i.e. "where you can see an institution's relationships with Springer Nature"



Can you make this

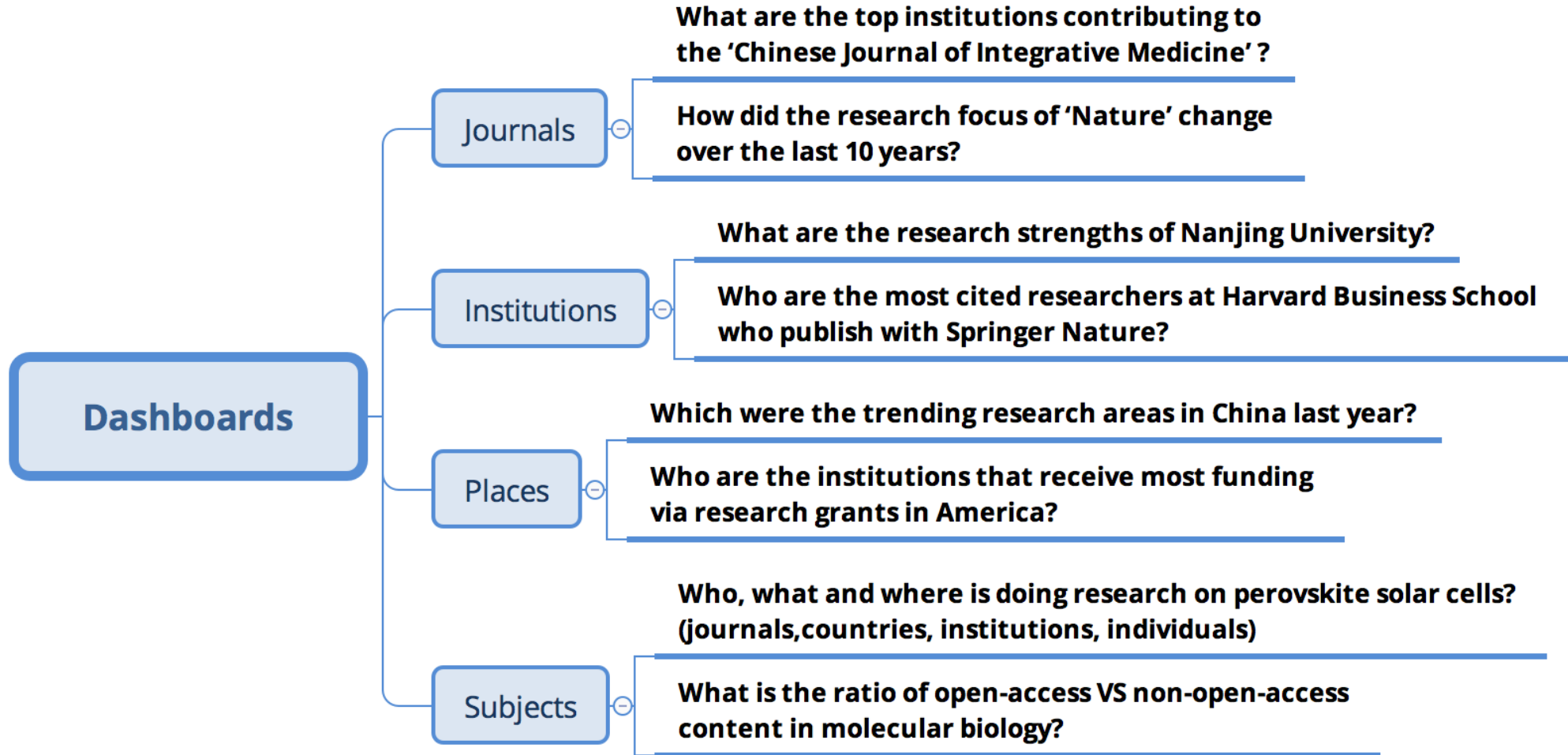
Can you also extract significant titles)

What was the funding pattern taxonomies (e.g. Field of Res

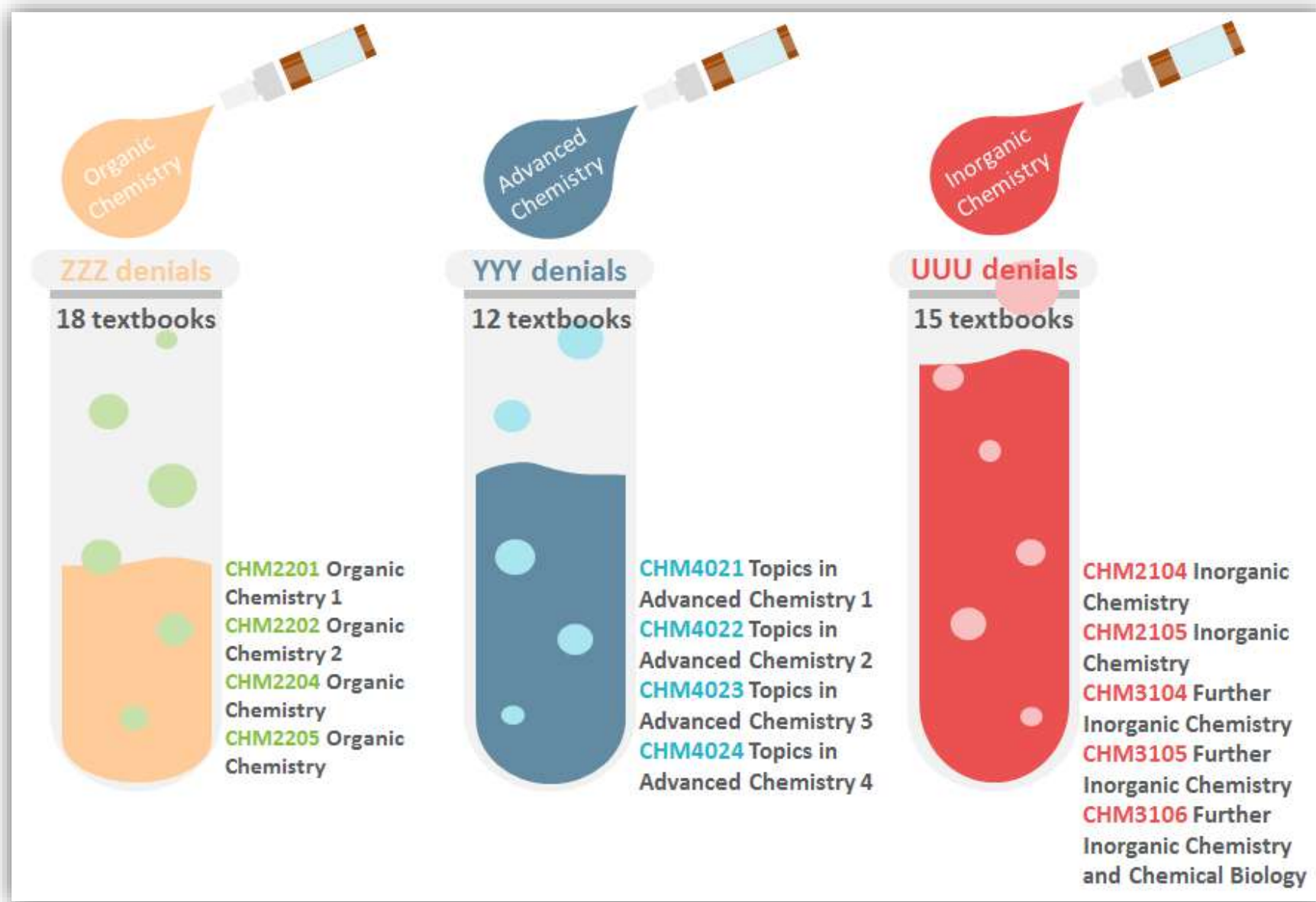
Is it possible to show the trends are main areas of research with development of research in fie

- supplementary books, courses)
- How large is the target group? (If possible)
- What other books were bought by customers, who bought this book
- Is the topic of the book at the cutting edge of science? And are there any new books in this area?

Dashboards Architecture



Mapping denials to textbook modules



Challenges with Triple Stores

Why the ELK stack

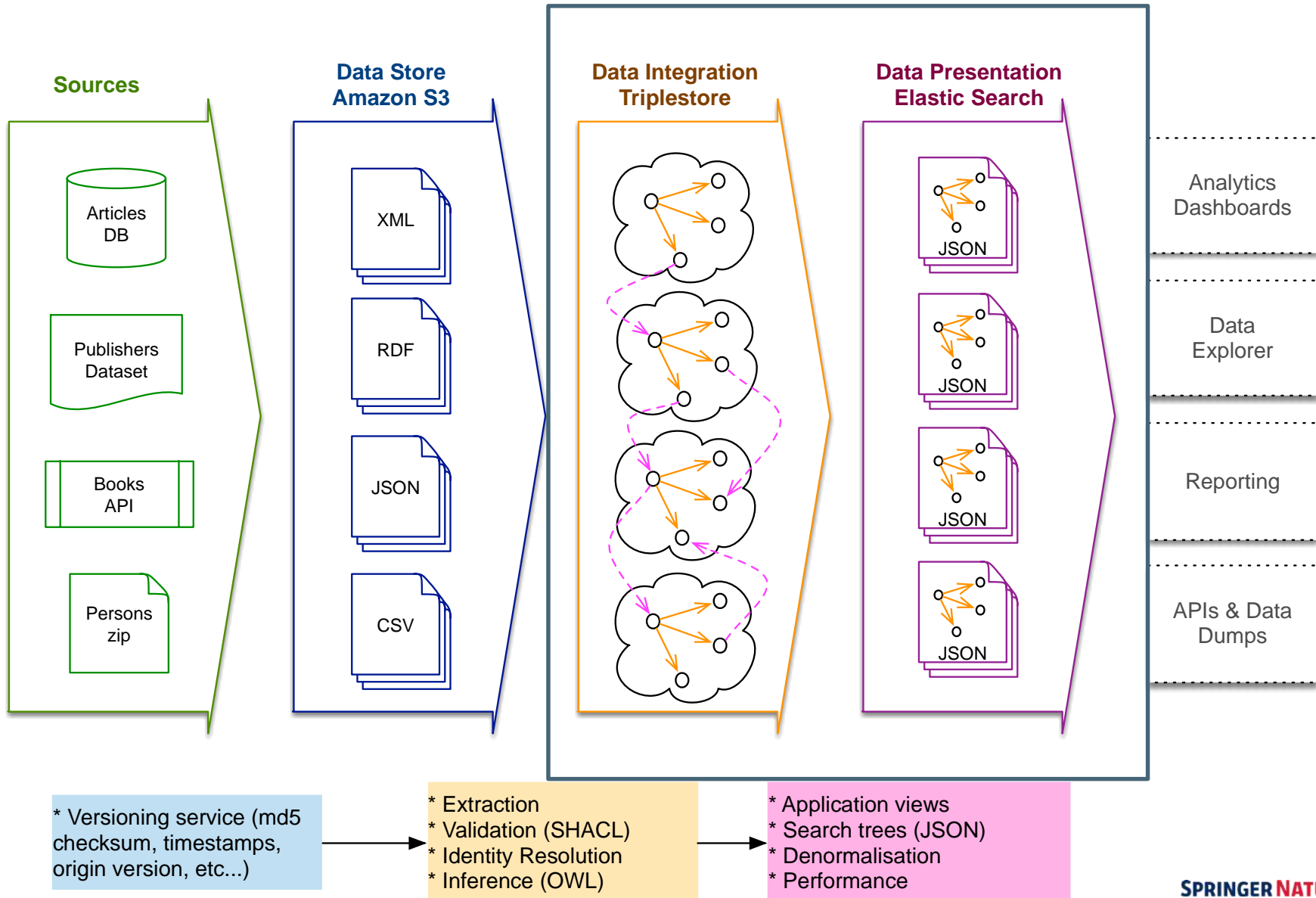
Limitation of triple stores

- > Doesn't support real time analysis
- > Too slow with counts & aggregations
- > Denormalization leads to a significant increase in data volumes

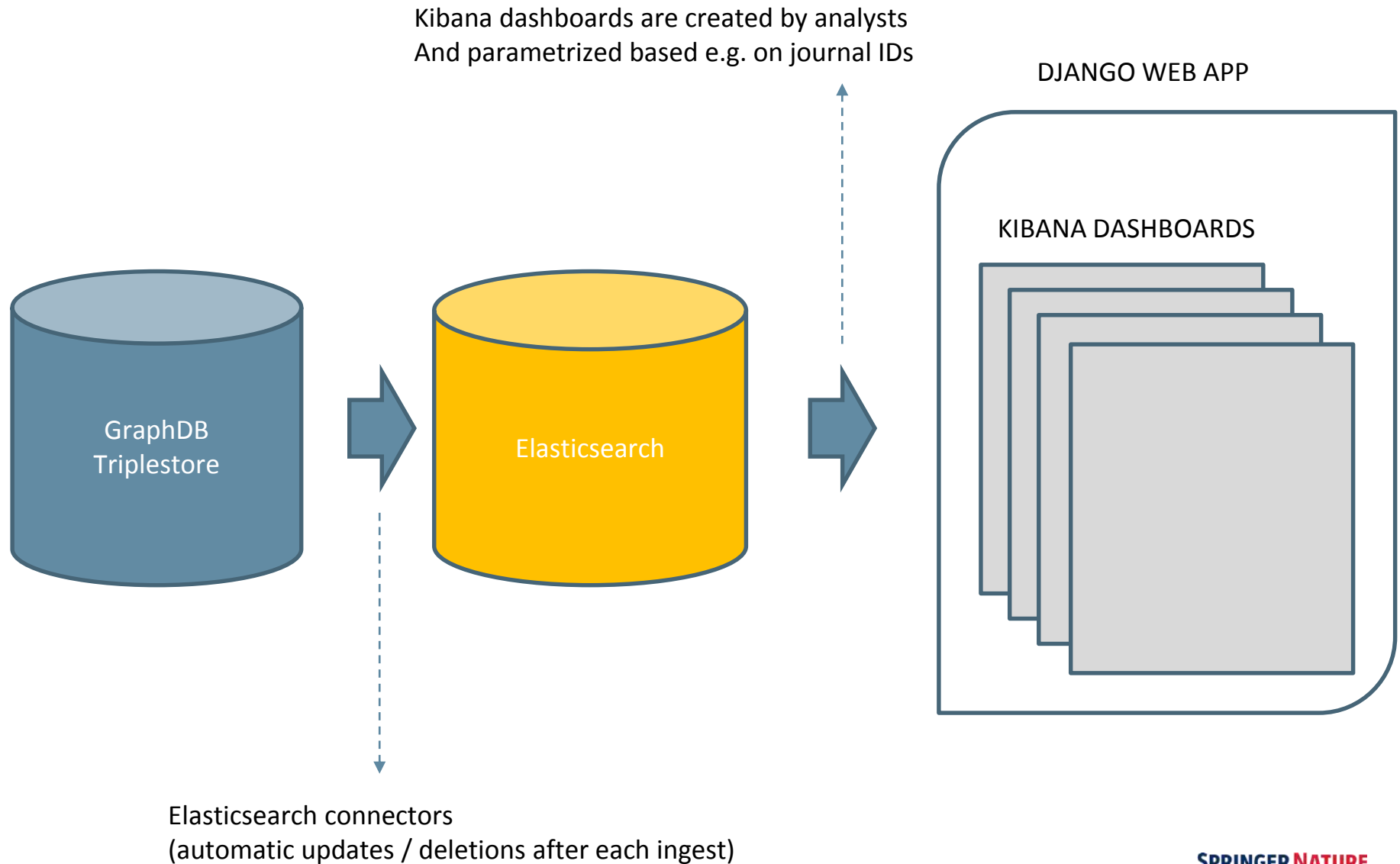
Pros of ELK stack

- > Very fast (scales linearly)
- > GraphDB has built-in connector service
- > Kibana offers powerful data visualizations out of the box
- > It's free!

Why the ELK stack [2]



System Architecture



Analytics Dashboard Examples

You are here: [Dashboards Launcher](#) / Journals

Journals

Filters



Search examples:

- bio - any title with word 'bio'
- bio* - any title with word matching 'bio*' pattern
- *bio* - any title with word matching '*bio*' pattern
- *biox* mi* - any title with words matching '*biox* mi*' pattern

45 results

Select a Journal title from the list below to launch its dashboard:

1. [Human Nature](#)
2. [Nature](#)
3. [Nature Astronomy](#)
4. [Nature Biomedical Engineering](#)
5. [Nature Biotechnology](#)
6. [Nature Cell Biology](#)
7. [Nature Chemical Biology](#)
8. [Nature Chemistry](#)
9. [Nature Climate Change](#)
10. [Nature Communications](#)
11. [Nature Ecology & Evolution](#)
12. [Nature Energy](#)
13. [Nature Genetics](#)
14. [Nature Geoscience](#)
15. [Nature Human Behaviour](#)
16. [Nature Immunology](#)
17. [Nature Materials](#)
18. [Nature Medicine](#)
19. [Nature Methods](#)
20. [Nature Microbiology](#)

Nature

Journal ID: 41586

Note: In order to obtain the raw data for this dashboard please contact the [Knowledge Graph team](#)

[PUBLICATION VOLUME](#) [JOURNAL METRICS](#) [AUTHORS](#) [COUNTRIES & INSTITUTIONS](#) [FIELD OF RESEARCH](#) [RESEARCH FUNDING](#) [DATA QUALITY](#)

Section - Publication Volume

Publication Volume

This section provides statistics useful to understand the type and volume of content linked to a publication.

For example, how many articles have been published over the years, which are the most frequently use article types and how much of this content has been external databases.

- Data Sources: publications metadata have been sourced from DDS (A++ XML) and Content Hub (ATS XML).
- Coverage of external databases: data obtained from automatic checks on third-party sources.

Article - Total number

Article - Count from 2012

Publication Volume

Argumentation

Journal ID: 10503

Note: In order to obtain the raw data for this dashboard please contact the [Knowledge Graph team](#)

PUBLICATION VOLUME

Section - Publication Volume

Publication

This section provides s

For example, how many external databases.

- Data Sources: pu
- Coverage of exte

Article - Total number

Article - Total number

1,145

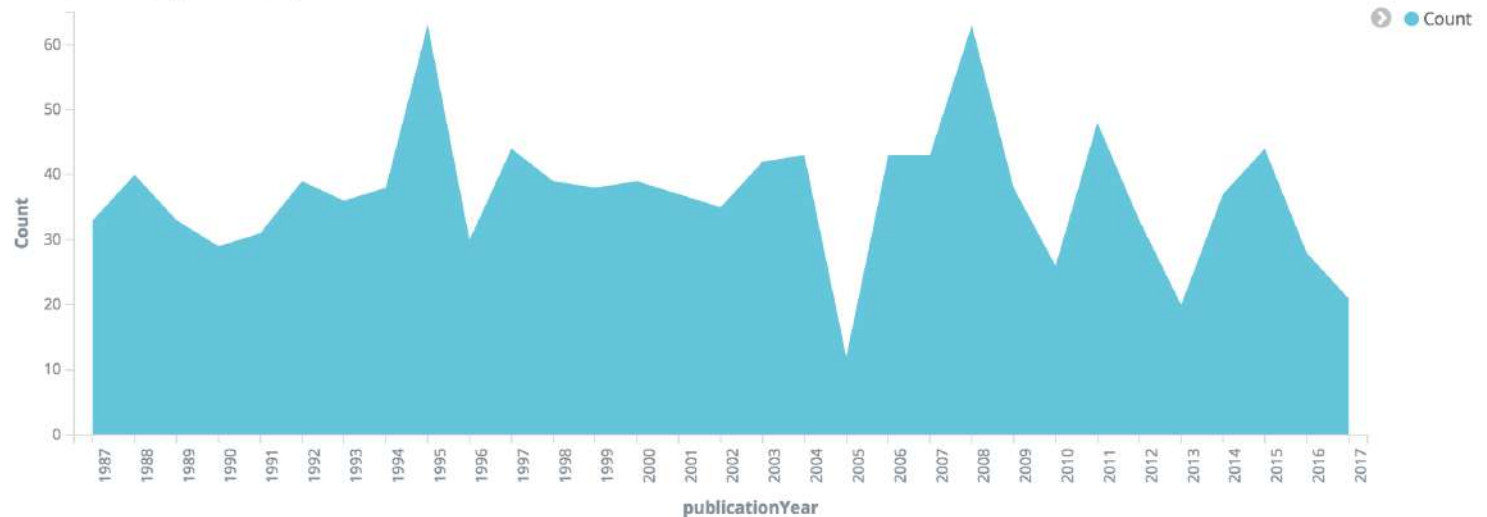
Articles in Total

Article - Count from 2012

150

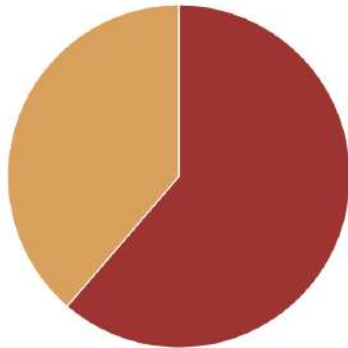
Articles Published Last 5 Years

Article - Count by publication year

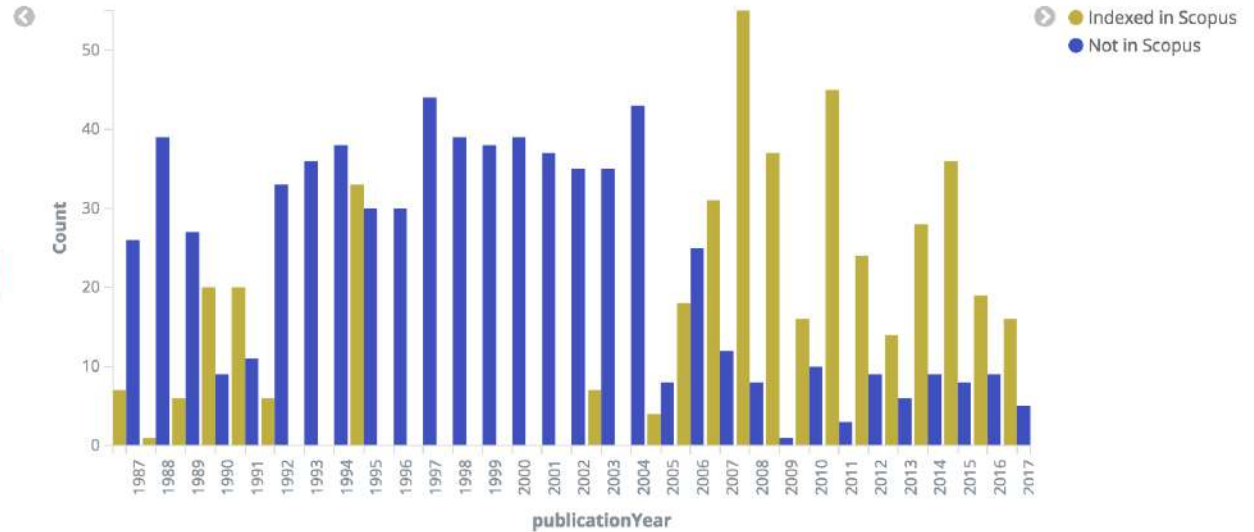


Indexing Status

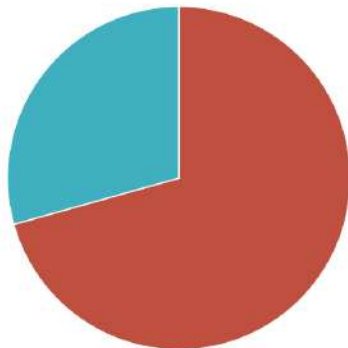
Articles - indexed by Scopus



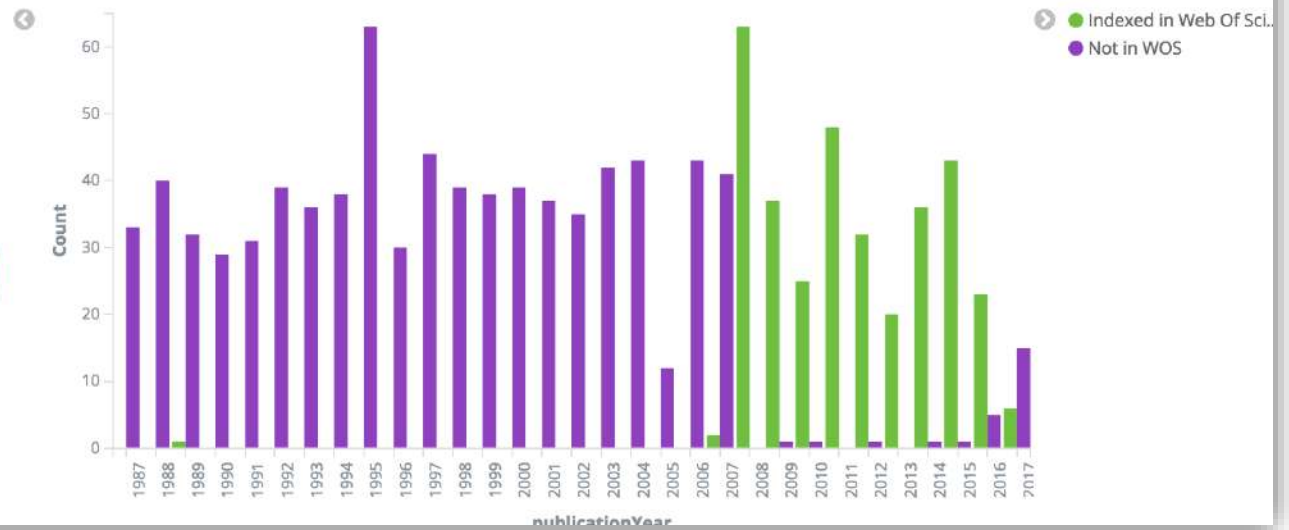
Articles - Indexed in SCOPUS time series



Articles - indexed by Web Of Science



Articles - Indexed in WOS time series



Journal Metrics

Analytical and Bioanalytical Chemistry

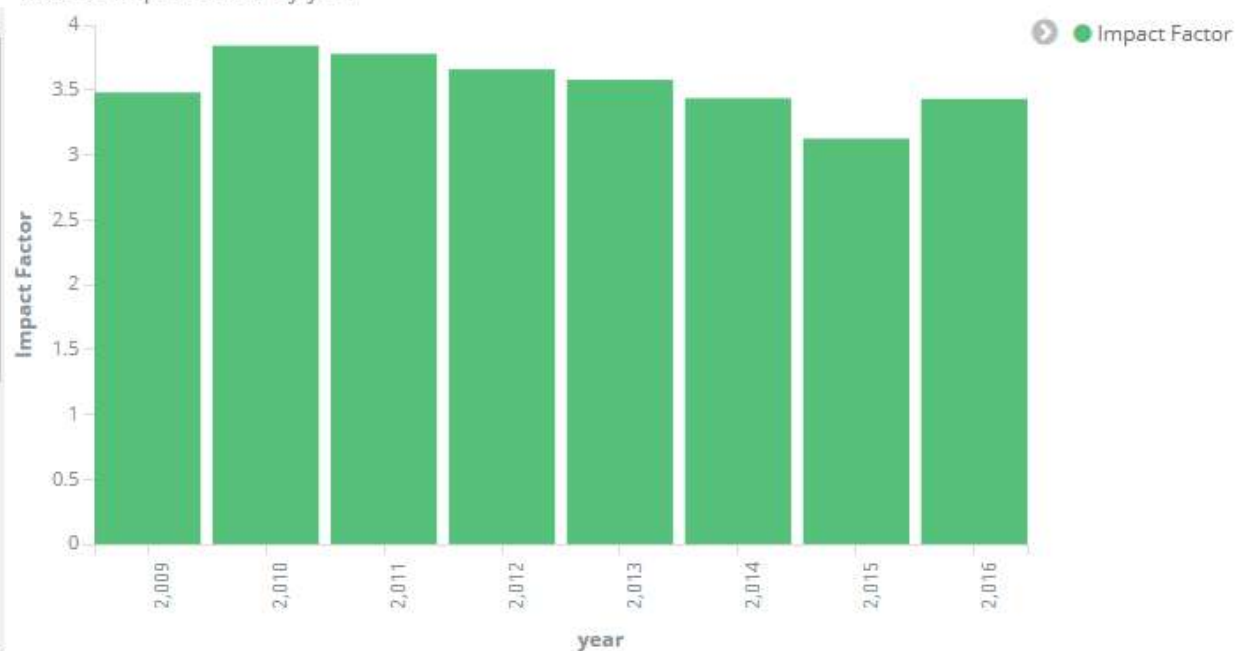
Journal ID: 216

Note: In order to obtain the raw data for this dashboard please contact the [Knowledge Graph team](#)

Metric - IF per year

journalTitle	year	impactFactor
▶ Analytical and Bioanalytical Chemistry	2,016	3.431
▶ Analytical and Bioanalytical Chemistry	2,015	3.125
▶ Analytical and Bioanalytical Chemistry	2,014	3.436
▶ Analytical and Bioanalytical Chemistry	2,013	3.578
▶ Analytical and Bioanalytical	2,012	3.659

Metric - Impact factor by year



Geographical Patterns

BMC Women's Health

Journal |

Article - map view

Article - by country

contribution.affiliation.countryName: Descending ↕ Q

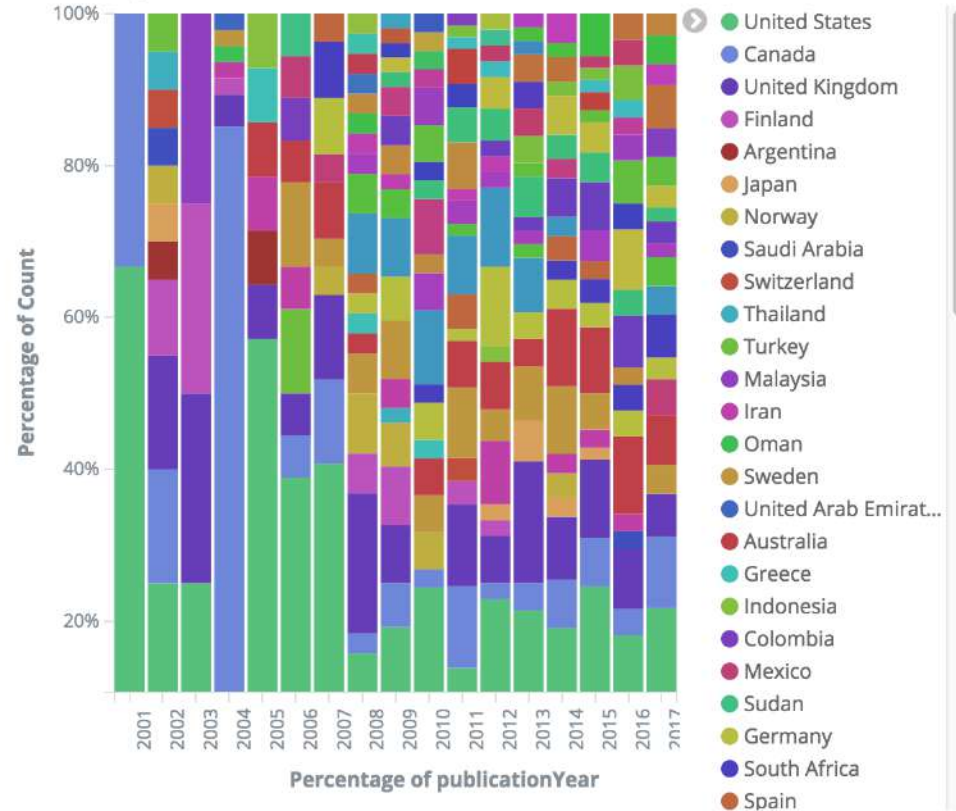
Count ↕

United States	197
Canada	89
United Kingdom	81
Australia	59
Sweden	50
Netherlands	35
Germany	32
China	29
Ethiopia	26
Brazil	25

Export: [Raw](#) ⬇️ [Formatted](#) ⬇️

1 2 3 4 5 ...9 »

Article - top ten countries distribution as a timeline



Fields of Research over time

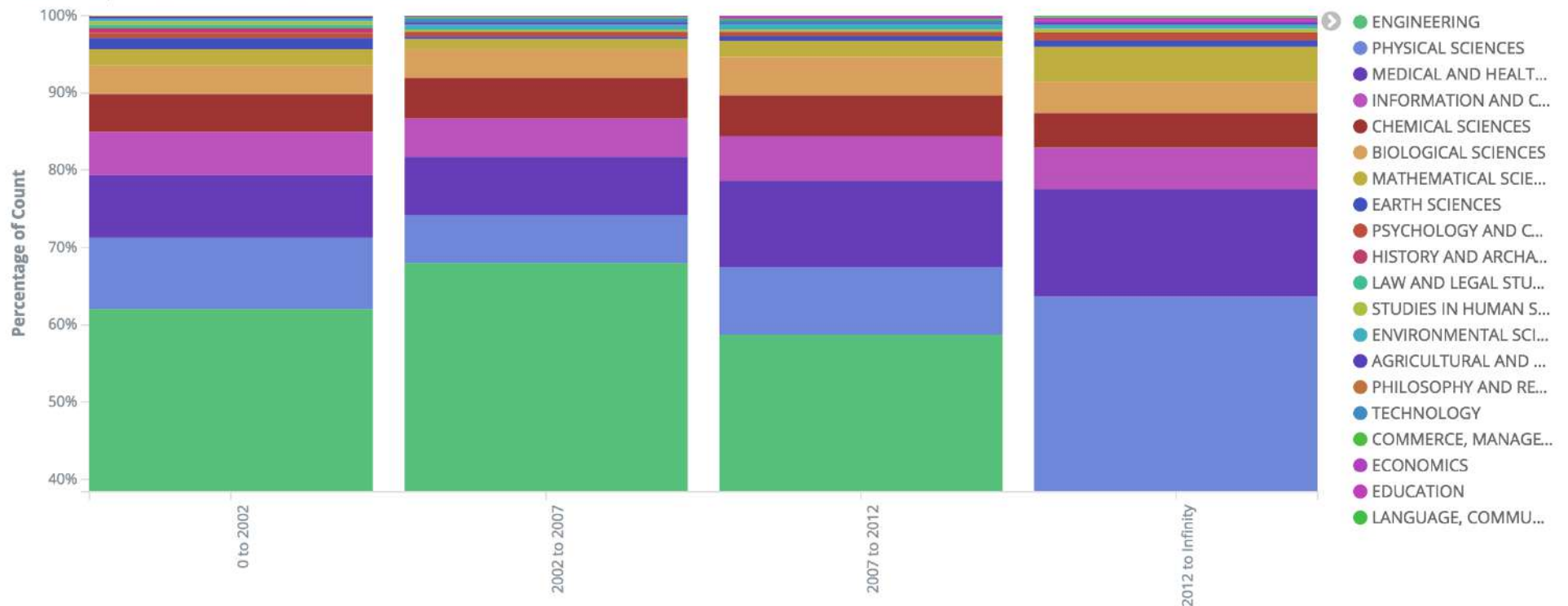
You are here: [Dashboards Launcher](#) / [Journals](#) / Experiments in Fluids

Experiments in Fluids

Journal ID: 348

Note: In order to obtain the raw data for this dashboard please contact the [Knowledge Graph team](#)

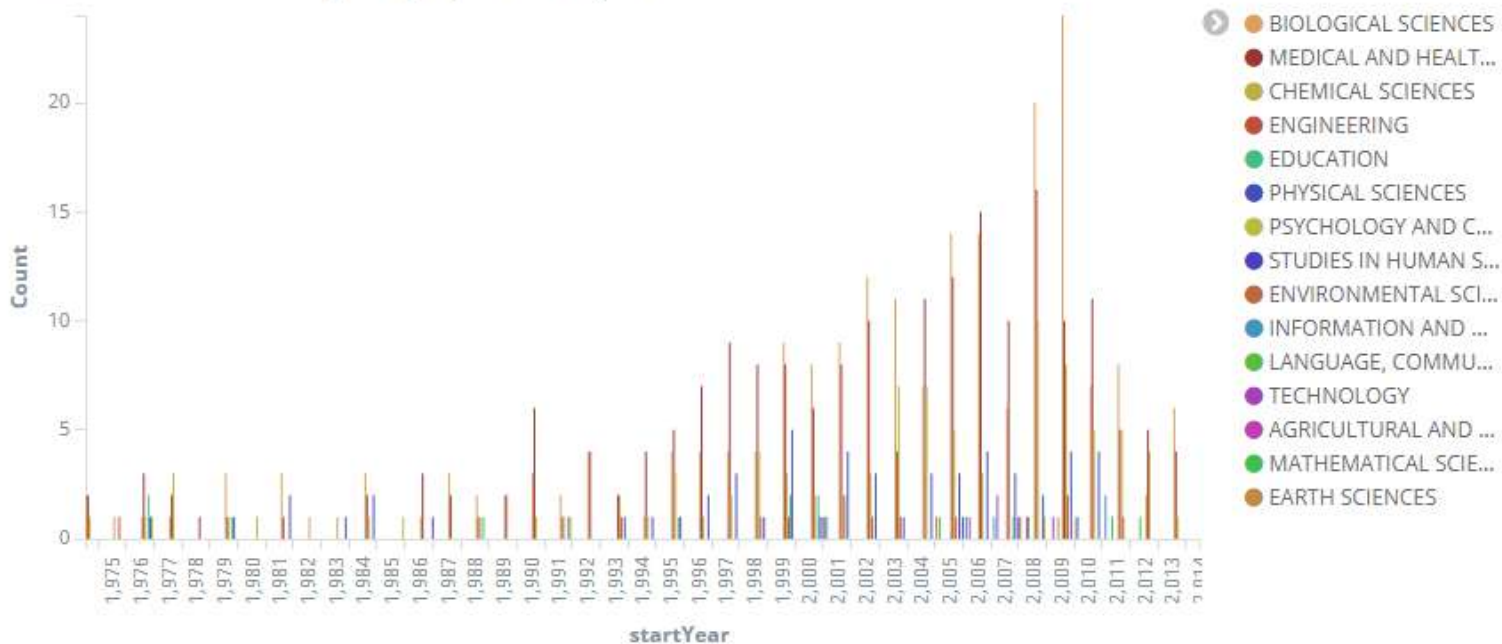
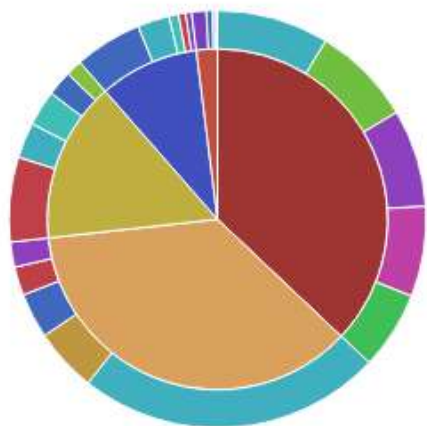
Article - top 15 Fields of Research (level 1) over time



Research Funding

Analytical and Bioanalytical Chemistry

Grants - research funding by research a... Grants - count of research grants per year and subject area



Current Work

Known issues are addressed

SN SciGraph: upcoming data release to increase usage

Going native with schema.org and JSONLD

- Integration with de-facto linked data standard on the web
- Quality metadata straight from internal data delivery system
- Millions of links to relevant scholarly objects
 - Grants related to a publication
 - Clinical trials related to a publication
 - Patents related to a publication
 - Policy documents related to a publication
 - Persons (ORCID and Dimensions IDs)
 - Disambiguated Organizations (GRID)





All Shopping Videos Images News More Settings Tools

About 8,890 results (0.63 seconds)

Teaching Mindfulness - A Practical Guide for Clinicians and ... - Springer

www.springer.com/gp/book/9780387094830 ▼

The first academic text on **teaching mindfulness** across a broad range of professional clinical settings; Written ... About this **book**; About the authors; Reviews.

Teaching Mindfulness: A Practical Guide for Clinicians and Educators ...

<https://www.amazon.com/Teaching-Mindfulness-Practical-Clinicians.../1461402409> ▼

Teaching Mindfulness: A Practical Guide for Clinicians and Educators: 8601405091178: Medicine & Health Science **Books** @ Amazon.com. ... Paperback: 250 pages; Publisher: **Springer**; 2010 edition (June 23, 2011); Language: English ...

Fundamentals of Complementary and Alternative Medicine - E-Book

<https://books.google.com/books?isbn=032329894X>

Marc S. Micozzi - 2014 - Medical

McCown DM, Reibel D, Micozzi MS: **Teaching mindfulness**, New York, 2009, **Springer**. McMahan DL: Repackaging Zen for the West. In Prebish CS, Baumann M ...

About | Mindfulness and More

www.mindfulnessandmore.com/about/ ▼

She is coauthor of the **book Teaching Mindfulness: A Practical Guide for Clinicians and Educators**, a **Springer** publication (2010). Diane is a long-time student of ...

Mindfulness and Buddhist-Derived Approaches in Mental Health and ...

<https://books.google.com/books?isbn=3319222554>

Edo Shonin, William Van Gordon, Mark Griffiths - 2015 - Psychology

Competence in **teaching mindfulness**-based courses: Concepts, Development and assessment. Mindfulness ... New York: Bantam **Books**. ... New York: **Springer**.

Training mindfulness teachers > Research Explorer


research.bangor.ac.uk/portal/en/publications/training-mindfulness.../export.html

Nov 2, 2016 - Resources for **Teaching Mindfulness: A cross-cultural and ... Springer**, 2016. ... UR - <http://www.springer.com/gb/book/9783319300986>.

Resources for Teaching Mindfulness: An International Handbook

Teaching Mindfulness: A Practical Guide for Clinicians and ...

Book by Diane Reibel and Marc Micozzi



Preview book

The applications and use of mindfulness-based interventions in medicine, mental health care, and education have been expanding as rapidly as the empirical evidence base that is validating and recommending them. ...
Google Books

Originally published: 2010

Authors: Marc Micozzi, Diane Reibel

Buy ebook

	Google Play Books	\$18.25
	Kobo	\$53.99

People also search for



Marc Micozzi books

Medicine books

Feedback

Beyond the ELK stack: Challenges

Current setup does not scale well (for 1000s of users) esp. when attempting to make it externally available

- UI can be a bit fiddly to use for non tech-savvy colleagues (e.g. filtering)
- Password protection or hiding sensitive data/visualizations can be difficult
- Saving / versioning the visualizations in Kibana requires ad hoc work
(we were using GitHub to save state, but tricky to work with)

+ Need to enable analytics beyond SN on pan-publisher level

+ Add a lot more dynamic data (e.g. citations, usage statistics)

SN Insights & ELK supports QA

SN Insights is powered by Dimensions

Dimensions

Re-imagining discovery and access to research: grants, publications, citations, clinical trials and patents in one place

Access free app

Get in contact

Extensive
128 million grants, publications, clinical trials and patents with 4 billion connections

Innovative
Using data science to place research in its context!

Dimensions Scientific Reports
Free text in full data

Save / Export Support

6,147,075 PUBLICATIONS 19,591 GRANTS 275,909 PATENTS 2,101 CLINICAL TRIALS

FILTERS PUBLICATION YEAR

PUBLICATION YEAR	Count
2018	49,715
2017	446,347
2016	388,169
2015	365,185
2014	373,763
2013	340,105
2012	263,388
2011	254,954
2010	213,252
2009	218,042

More

RESEARCHER (BETA)

FUNDER

RESEARCH ORGANIZATION

FIELDS OF RESEARCH

ANALYTICAL VIEWS

FIELDS OF RESEARCH

Field of Research	Count
1103 Clinical Sciences	481,038
0601 Biochemistry and Cell Biology	351,924
1117 Public Health and Health Services	329,890
0306 Physical Chemistry (incl. Structural)	232,252
0604 Genetics	121,860

OVERVIEW

RCR Mean: 1.03 | FCR Mean: 1.47

100,000
200,000

2007 2008 2009 2010 2011 2012 2013 2014 2015 2016 2017 2018

Publications

Title, Authors, Bibliographic references. Sort by Citations

The moderator-mediator variable distinction in social psychological research: Conceptual, strategic, and statistical considerations.
Reuben M. Baron, David A. Kenny
1986, Journal of Personality and Social Psychology - Article
Citations: 36k | Altmetric: 5 | Open Access | Add to Library


The CLUSTAL_X Windows Interface: Flexible Strategies for Multiple Sequence Alignment Aided by Quality Analysis Tools
Julie D. Thompson, Toby J. Gibson, Frédéric Plewniak, François Jeanmougin, Desmond G. Higgins
1997, Nucleic Acids Research - Article
Citations: 28k | Altmetric: 17 | View PDF | Add to Library

MEGA5: Molecular Evolutionary Genetics Analysis Using Maximum Likelihood, Evolutionary Distance, and Maximum Parsimony Methods
Kaichiro Tamura, Daniel Peterson, Nicholas Peterson, Glen Stecher, Masatoshi Nei, Sudhir Kumar
2011, Molecular Biology and Evolution - Article
Citations: 26k | Altmetric: 23 | Open Access | Add to Library

Cutoff criteria for fit indexes in covariance structure analysis: Conventional criteria versus

<https://www.dimensions.ai/>

SN Insights: Sneak Peek



Nature Harvard University 0601 Biochemistry and Cell Biol...

Save / Export Support

Markus Kaindl

FILTERS FAVORITES

▼ SOURCE TITLE

Nature 551

➤ JOURNAL LIST

➤ SN - IMPRINT

➤ SN - PUBLISHER NAME

➤ SN - REPORTING KEY

➤ PUBLICATION YEAR

➤ PUBLICATION TYPE

➤ OPEN ACCESS

➤ RESEARCHER

▼ RESEARCH ORGANIZATION

- Harvard University 551
- Massachusetts Institute of Technology 55
- Dana-Farber Cancer Institute 52
- Broad Institute 50
- Massachusetts General Hospital 46
- Howard Hughes Medical Institute 34
- Boston Children's Hospital 33
- Brigham and Women's Hospital 22
- Stanford University 15
- Memorial Sloan Kettering Cancer Center 13

[More](#)

PUBLICATIONS

551

GRANTS

selected filter not applicable

PATENTS

selected filter not applicable

CLINICAL TRIALS

selected filter not applicable

POLICY DOCUMENTS

selected filter not applicable

Sort by: **Publication Date** ▼

Title, Author(s), Bibliographic reference - About the metrics

X-ray and cryo-EM structures of the mitochondrial calcium uniporter

Chao Fan, Minrui Fan, Benjamin J Orlando, Nathan M Fastman, Jinru Zhang, Yan Xu, Melissa G Chambers, X...

2018, Nature - Article

Citations 1 Altmetric 35 + Add to Library

Protection from UV light is an evolutionarily conserved feature of the haematopoietic ni...

Friedrich G. Kapp, Julie R. Perlin, Elliott J. Hagedorn, John M. Gansner, Daniel E. Schwarz, Lauren A. O'Connell, Nicholas S. Joh...

2018, Nature - Article

Citations 1 Altmetric 237 ↓ 17751 🔒 147 + Add to Library

Pancreas regeneration

Qiao Zhou, Douglas A. Melton

2018, Nature - Article

Citations 3 Altmetric 34 ↓ 18249 🔒 41 + Add to Library

Cryo-EM structure of substrate-bound human telomerase holoenzyme

Thi Hoang Duong Nguyen, Jane Tam, Robert A. Wu, Basil J. Greber, Daniel Toso, Eva Nogales, Kathleen Collins

2018, Nature - Article

Citations 2 Altmetric 624 ↓ 45320 🔒 56 + Add to Library

Itaconate is an anti-inflammatory metabolite that activates Nrf2 via alkylation of KEAP1

Evanna L. Mills, Dylan G. Ryan, Hiran A. Prag, Dina Dikovskaya, Deepthi Menon, Zbigniew Zaslona, Mark P. Jedrychowski, Ana ...

2018, Nature - Article

Citations 24 Altmetric 267 ↓ 21525 🔒 59 + Add to Library

Structure of the peptidoglycan polymerase RodA resolved by evolutionary coupling analysis

Megan Sjødt, Kelly Brock, Genevieve Dohal, Patricia D. A. Rohs, Anna G. Green, Thomas A. Hopf, Alexander J. Meeske, Veera...

2018, Nature - Article


ANALYTICAL VIEWS

RESEARCH CATEGORIES

- 0601 Biochemistry and Cell Biology 551
- 0604 Genetics 138
- 1112 Oncology and Carcinogenesis 28
- 1107 Immunology 25
- 1109 Neurosciences 22

OVERVIEW

RCR Mean **11.13** FCR Mean **20.36**

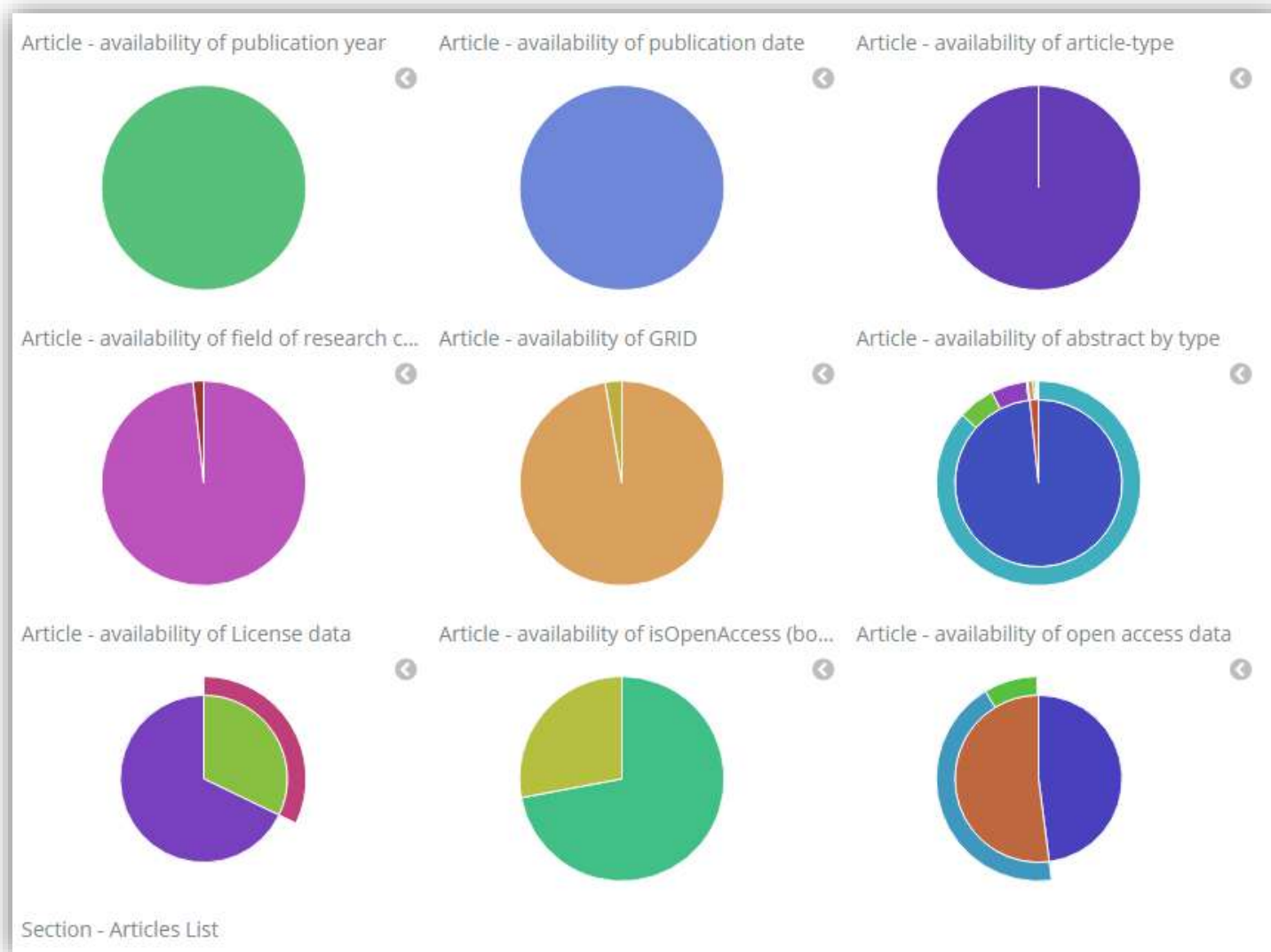


Publications

RESEARCHERS

- Steven P Gygi 22
Harvard University, United States
- Norbert Perrimon 13
Harvard University, United States
- J Wade Harper 12
Harvard University, United States
- Tom A Rapoport 12
Harvard University, United States
- Kevin Struhl 11
Harvard University, United States

Using ELK for internal QA going forward



Thank you!



How to keep in touch:

- SN SciGraph Product Manager
markus.kaindl@springernature.com
- SN SciGraph Portal
<https://www.springernature.com/scigraph>